

THE VISION

Why it works Kate has two young children so the rear rooftop area needed to be child-friendly as well as functional and stylish for entertaining. Garden designer Adam (pictured) has created a space that does just that.




Small scale
Adam potted up a selection of sun-loving plants in assorted pots from Adam Robinson Design.




Citrus zing
The front door was painted in Porter's Paints Aqua Enamel in Lemon Lime & Bitters.

Hello, yellow!
Sansevieria planted in the front yard picks up the colour of the yellow door.


Potted plants



Sansevieria trifasciata
Low-light tolerant.



Crassula ovata 'Gollum'
Likes containers.



Rhipsalis spp.
An ideal plant for hanging planters.



Gazania tomentosum
Loves full sun.



Erica ventricosa
Flowers in spring and summer.

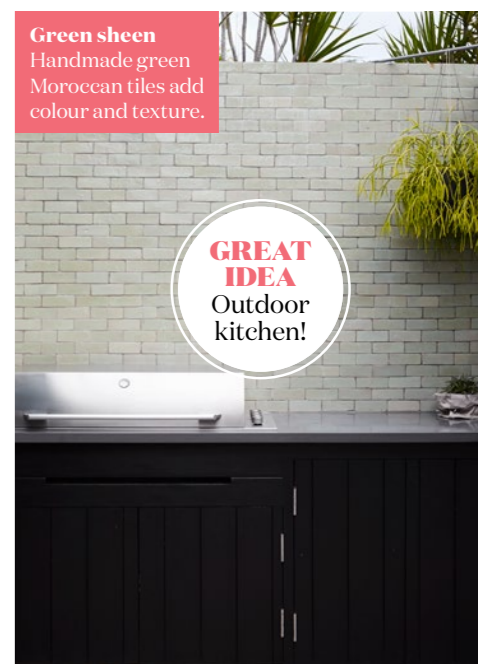


Gazania spp.
Produces large, daisy-like flowers.

WHEN TACKLING THE PLANTING

for the rooftop yard, Adam selected plants that could withstand the harsh elements. Many of the new plants are in pots and hanging planters, which are easy for the family to care for. "The large planter box is near eye level, so I chose plants for their sculptural qualities and played on texture to create interest and depth in such a small space," explains Adam. Adam installed a new automated irrigation system and Garden Society visit every six weeks to look after the garden, so it's very low-maintenance. "With Adam, we really created an oasis," says Kate. "All of a sudden it was a meeting place for our friends and family. An area to be enjoyed all year – the heart of our home." ■

Green sheen
Handmade green Moroccan tiles add colour and texture.



GREAT IDEA
Outdoor kitchen!



before
Nothing there
Empty, cold and boring – this yard needed a makeover fast!

MY BACKYARD KATE PASCOE-SQUIRES

UP ON THE ROOF

A plain and unloved concrete yard in Bondi Junction has become a **stylish yet fun** space.

THE FRONT AND REAR YARDS at this large terrace house were drab, sparse and full of empty planter boxes with poor drainage problems before owner Kate and her husband Tony enlisted landscape designer Adam Robinson. Kate is mum to two children, Harry, 6, and Helena, 4, (and is one half of textiles business Kate & Kate), so a space for the kids as well as somewhere to entertain and unwind was a must. As there was no lawn in the backyard, Adam polished the existing concrete and brought in beanbags and a portable sandpit made from old pallets for the kids. The walls were then painted in dark tones to create mood and depth – which also look great at night when the couple are entertaining – and a large table and chairs and built-in barbecue also caters for this.

Bags of style
Beanbags from Eco Outdoor are perfect for the kids to use and they can be hung on hooks on cleaning days.

Easy does it
A Kate & Kate blanket is a must for chilly days.

ADAM'S TIPS

- I recommend you underplant the base of large potted plants, like frangipani, to create added green.
- Address all waterproofing issues prior to creating a rooftop garden.
- A timber boundary screen creates privacy without completely blocking out the sun and breeze.

Easy entertaining
A large dining table from Eco Outdoor and chairs from Kartell are shaded by a large stripey umbrella from Basil Bangs.

GREAT IDEA
Portable sandpit



TEXT VICTORIA KINGSBURY PHOTOGRAPHY NATALIE HUIFALVAY GARDEN DESIGN ADAMROBINSONDESIGN.COM GARDEN INSTALLATION MAHONY LANDSCAPES